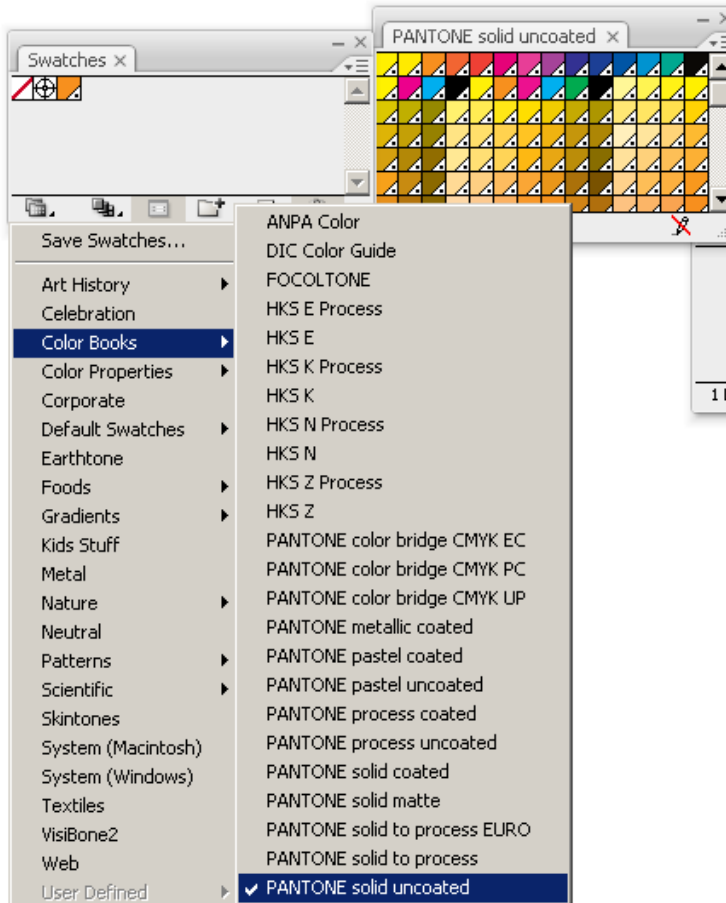
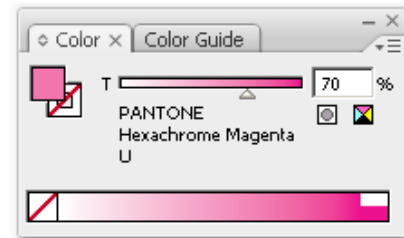


Color HELP Guide

Window to Swatches to Color Books
to Pantone Solid Uncoated



Window to Color
Use tints of one color



Example

One color Paw Print
Black Stroke
with 40% tint for a fill



Graphics
Graphics
Graphics

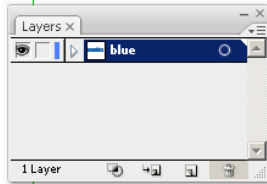
This is only ONE color

Use your LAYERS Palette
to create a different layer
for each color you use

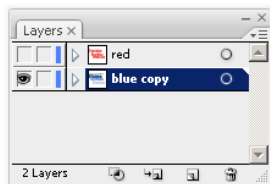
Create text with a DIFFERENT COLOR STROKE

Create something with one color and name the layer that color. Example here: blue text on blue layer

Graphics



If you want to create a stroke around the text that is another color then copy and paste the text on another layer. Rename the layer the new color. Create NO FILL, and color the stroke. Make the stroke thicker. Example here: 6 pt stroke red on red layer

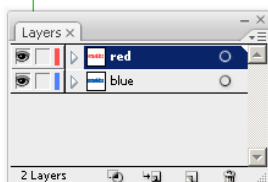


The Blue has a stroke that is 2 pts in the same color/tint
This is what creates the trapping

Graphics

Last, return back to your blue layer and put a 2 point stroke on that text that is the SAME COLOR AS THE FILL. Example here: 2 pt. Stroke of blue

Graphics



GRAPHICS CLASS T-SHIRT DESIGN

- Using Illustrator create a t-shirt design for the class t-shirt.
- Make a background the actual color of the t-shirt you will choose (see book with choices).
- You are making a shirt with 2 ink colors. You can use tints of each color.
- You will have 3 layers Each color must be on its own layer
- Stay away from a black shirt and yes you can use colors other than black white and orange!

Text Options:

Brighton, Graphics, Graphic Communications, Brighton High School, BHS, 2012, catchy quote relating to class
Other text ideas relating to BHS- ask us

Shapes, Brushes, Strokes, Fonts,

Images: create your own (that relates to our class) or use the images located in the dropbox

Effects:

Scribble

Warp

Distort

Transform

Envelope distort

Multiple strokes

Type on a path

Alignment of objects and/or text

Arrange objects

Rotate objects

Pathfinder to merge shapes together

Create outlines – then move characters around so not a straight path of text

As a class you will vote on the winning t-shirt design. The winning designer will get a hoodie and be able to choose the color of the shirt

